

Key Logistics Center



±567,929 SF AVAILABLE | ±4.64 AC

5370 & 5380 Allen K Breed Hwy
Lakeland, FL 33811
www.cbre.us/david.murphy

1ST GENERATION | CLASS-A CROSS DOCK | CONVENIENT INTERSTATE ACCESS



BLD 300
349,929 SF

BLD 200
218,000 SF

±4.64 AC
TRAILER PARKING

INTERSTATE 4

S. COUNTY LINE RD.

NEW TAMPA HWY

ALLEN K BREED HWY

POLK PARKWAY (TOLL)



±218K SF
AVAILABLE

BLD 200

946'x520'
491,920 SF

349.9K SF
AVAILABLE

BLD 300

972'x360'
349,929 SF

±4.64 AC
TRAILER PARKING
AVAILABLE

OPTIONAL TRAILER PARKING

UP TO 142 SPACES



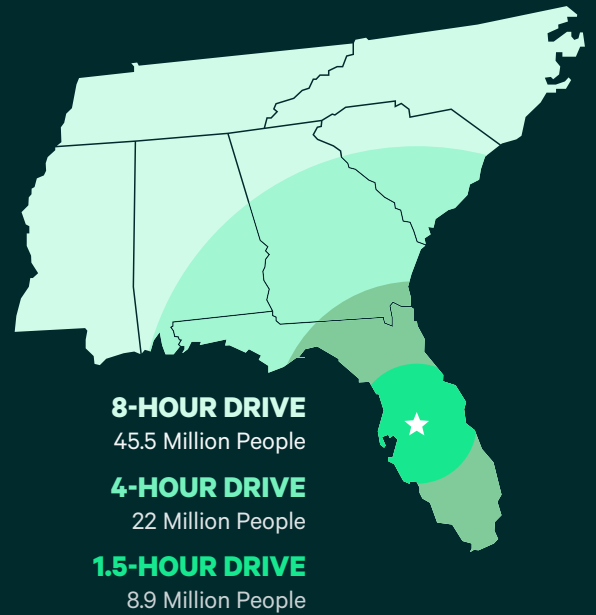
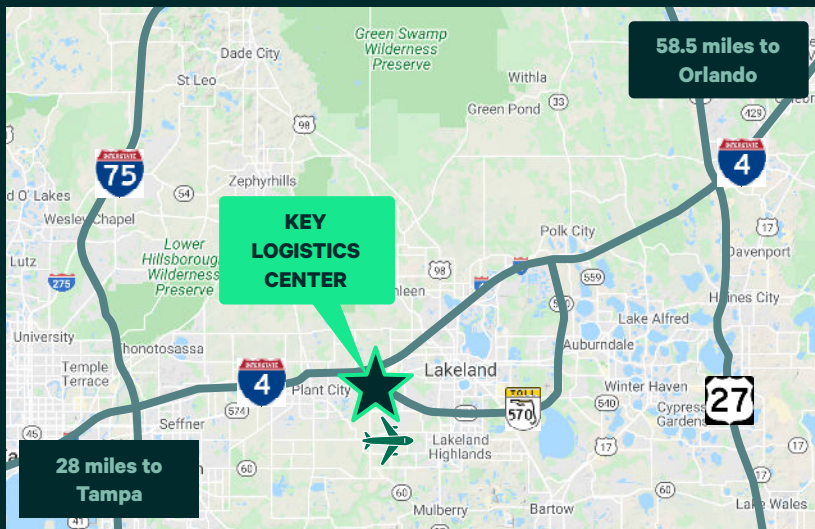
Key Logistics Center

5370 & 5380 Allen K Breed Hwy | Lakeland, FL 33811

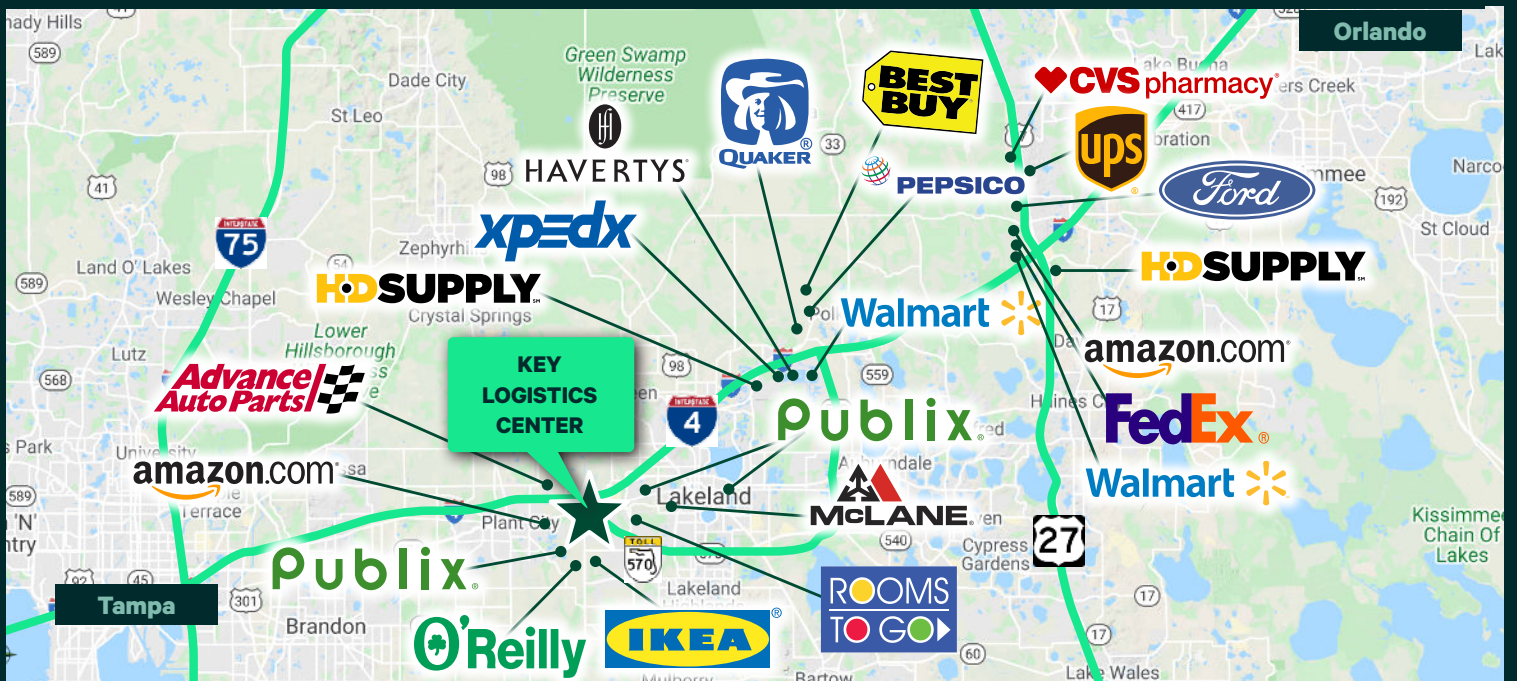
For Lease

Location Highlights

- + 8-hour drive to 45.5 million people
- + Immediate access to County Line Road & U.S 92
- + 0.6 miles to the Polk Parkway
- + 1.0 mile to the Interstate 4 interchange
- + 4 miles to Lake Lakeland Linder International Airport
- + 18 miles to Interstate 75 (via Interstate 4)
- + 28 miles to Tampa
- + 58.5 miles to Orlando



REGIONAL DISTRIBUTION CENTERS



BUILDING 200 5370 Allen K Breed Hwy | Lakeland, FL 33811

Class-A Cross Dock – First Generation

AVAILABLE SF	±218,000
OFFICE	BTS
AVAILABLE DOCK DOORS	36
AVAILABLE RAMPS	2
CLEAR HEIGHT	36'
COLUMN SPACING	54'x50'
SPEED BAY	60'
TRAILER PARKING	104
TRUCK COURT DEPTH	130'
AUTO PARKING	86
SPRINKLER	ESFR
FLOOR SLAB	7" slab
ELECTRICAL	4,000 amps (to bld)
DOOR DIMENSIONS	9x10 OH Doors 12x14 Drive in Ramps
ROOF	R-12
UTILITIES	Lakeland Utilities (Water & Sewer)



BUILDING 300 5380 Allen K Breed Hwy | Lakeland, FL 33811

Class-A Cross Dock – First Generation

TOTAL SF	349,929
SPEC OFFICE SF	3,623
DOCK DOORS	104
RAMPS	4
CLEAR HEIGHT	36'
COLUMN SPACING	54'x60'
SPEED BAY	60'
TRAILER PARKING	100
TRUCK COURT DEPTH	130'
AUTO PARKING	191
SPRINKLER	ESFR
FLOOR SLAB	7" slab
ELECTRICAL	4,000 amps of power
OVERHEAD DOOR DIMENSIONS	9x10 OH Doors 12x14 Drive in Ramps
ROOF	R-12
UTILITIES	Lakeland Utilities (Water & Sewer)



KEY LOGISTICS CENTER

**CLASS A CROSS DOCK BUILDINGS IN THE MIDDLE OF ORLANDO & TAMPA
READY FOR IMMEDIATE OCCUPANCY!**

Key Logistics Center is a class A, state-of-the-art, multi-building industrial park. The project features two cross-dock buildings, (building 200 with **491,920 SF** and building 300 with **349,929 SF**) for a total of **841,849 SF for lease**. Each building features off dock trailer parking, 36' clear ceiling height, ESFR, and access to an adjacent trailer parking yard. Key Logistics Center is within minutes of Interstate-4 and the Polk Parkway, within an hour of Orlando and Tampa and an 8 hour drive to 45.5 million people!



BOTH BUILDINGS HAVE OFFICE BUILT OUT AND ARE READY FOR IMMEDIATE OCCUPANCY!



IMMEDIATE ACCESS TO INTERSTATE 4 AND THE POLK PARKWAY



WITHIN TWO HOURS OF NINE MILLION PEOPLE – IN THE MIDDLE OF IT ALL!



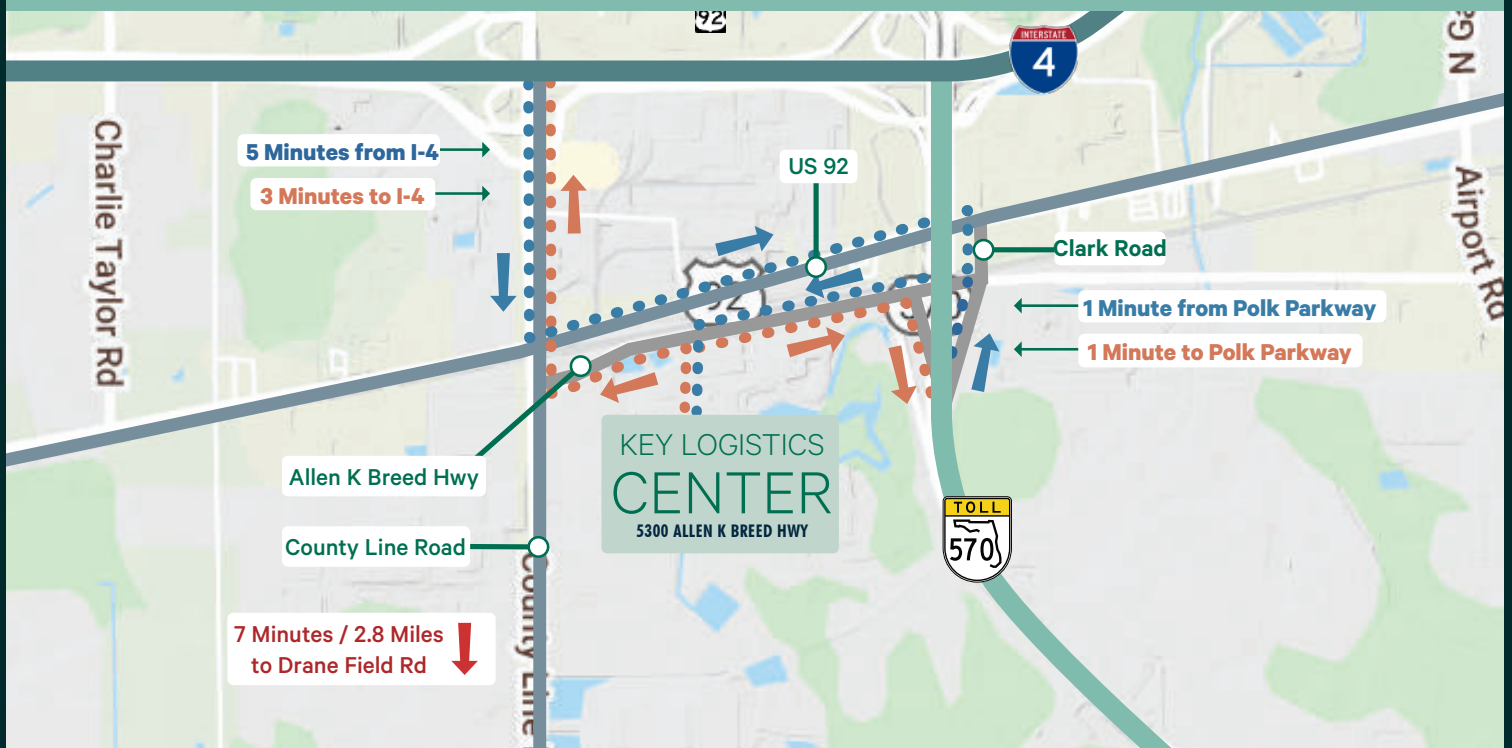
**STATE-OF-THE-ART DESIGN MEETING THE NEEDS OF TODAY'S WAREHOUSE/
DISTRIBUTION USER**

INGRESS & EGRESS

●●●●● INGRESS
●●●●● EGRESS

5 Minutes From I-4
3 Minutes to I-4

1 Minute From Polk Pkwy
1 Minute to Polk Pkwy



WHY LAKELAND / POLK COUNTY

THE CROSSROADS OF ORLANDO AND TAMPA

The Central Florida Industrial Market has seen dramatic changes over the past several years as supply chains adjust to customers expecting their product orders fulfilled in days or hours instead of in weeks. As a result, distributors have turned toward a “To Florida, From Florida” strategy with a statewide hub serving the third most populous state. There is no better location to distribute statewide than the Interstate 4 corridor running from Tampa to Orlando. Polk County is situated between Orlando and Tampa and has become one of the hottest secondary industrial markets in the country. Key Logistics is truly “in the middle of it all” with its location on the Interstate 4 corridor between these two growing metro areas.

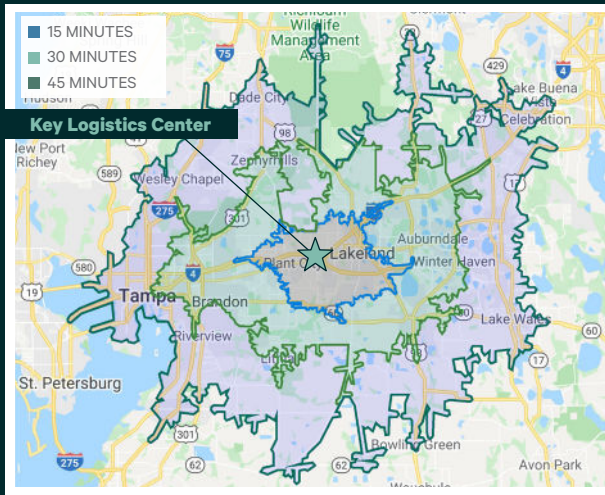
With industrial tenants, we see three major trends impacting their decision:



+ Transportation Costs – Key Logistics provides immediate access to Interstate 4 and the Polk Parkway in one of the fastest growing industrial markets in the country.



+ Labor Costs and Availability – Polk County enjoys a diverse workforce ready to meet the demands of warehouse/distribution firms looking to locate at Key Logistics Center.



	COMMUTE TIME		
	15 MINUTES	30 MINUTES	45 MINUTES
WORKFORCE (16+ YEARS)	110,121	373,800	954,070
HIGH SCHOOL OR EQUIVALENT	58,811	192,633	357,606
BLUE COLLAR WORKERS/PERCENT	27,190/ 24.6%	83,733/ 22.4%	178,827/ 18.7%
LABOR/SALARY	MARKET		NATIONAL
WORKER	\$25,484		\$27,450
FORKLIFT	\$27,701		\$29,742
SUPERVISOR	\$51,487		\$53,404



+ Functional Utility – Key Logistics Center was built with the sophisticated supply chain user in mind. With features including 36’ clear height and trailer storage (with additional adjacent offsite trailer storage possible) as well as office already built out making each building move-in ready, Key Logistics stands ready to serve today’s warehouse user with a state-of-the-art design.



Key Logistics Center

5370 & 5380 Allen K Breed Hwy | Lakeland, FL 33811

For Lease



Contact Us Today | Tours, Pricing, & More Details

David Murphy

Executive Vice President
+1 407 404 5020
david.murphy@cbre.com

Monica Wonus

Senior Vice President
+1 407 404 5042
monica.wonus@cbre.com

Jeff Gray

Senior Associate
+1 407 404 5097
jeff.gray1@cbre.com

Lee Earle

Client Services Specialist
+1 407 404 5095
lee.earle@cbre.com

Derrick Jones

Regional Director
+1 713 688 6300
DerrickJ@Sealynet.com

© 2024 CBRE, Inc. All rights reserved. This information has been obtained from sources believed reliable, but has not been verified for accuracy or completeness. You should conduct a careful, independent investigation of the property and verify all information. Any reliance on this information is solely at your own risk. CBRE and the CBRE logo are service marks of CBRE, Inc. All other marks displayed on this document are the property of their respective owners, and the use of such logos does not imply any affiliation with or endorsement of CBRE. Photos herein are the property of their respective owners. Use of these images without the express written consent of the owner is prohibited.

www.cbre.us/david.murphy

